










Year group email:
Smm2020y1@durhamlearning.net
 Please email any work you would like your teacher to mark and feedback on.


Year 1 – Online Daily Activities Week Commencing 8th March










Activity Time	Monday	Tuesday	Wednesday	Thursday	Friday	Resource Links
9:20am - 9:50am 	<p style="text-align: center;">Maths </p> <p>Consolidation L.O. To count forwards and backwards within 50.</p> <p>Watch the video: https://vimeo.com/500467345</p> <p>Complete the sheet below.</p>	<p style="text-align: center;">Maths </p> <p>Consolidation L.O. To identify tens and ones.</p> <p>Watch the video: https://vimeo.com/500467998</p> <p>Complete the sheet below.</p>	<p style="text-align: center;">Maths </p> <p>Consolidation L.O. To represent numbers to 50.</p> <p>Watch the video: https://vimeo.com/500468562</p> <p>Complete the sheet below.</p>	<p style="text-align: center;">Maths </p> <p>Consolidation L.O. To count in 2s.</p> <p>Watch the video: https://vimeo.com/505658511</p> <p>Complete the sheet below</p>	<p style="text-align: center;">Maths </p> <p>Consolidation. L.O. To count in 5s.</p> <p>Watch the video: https://vimeo.com/507075995</p> <p>Complete the sheet below.</p>	
9:50am-10:20am 	<p style="text-align: center;"><i>Independent Maths work</i></p> <p>Complete the sheet below.</p>	<p style="text-align: center;"><i>Independent Maths work</i></p> <p>Complete the sheet below.</p>	<p style="text-align: center;"><i>Independent Maths work</i></p> <p>Complete the sheet below.</p>	<p style="text-align: center;"><i>Independent Maths work</i></p> <p>Complete the sheet below.</p>	<p style="text-align: center;"><i>Independent Maths work</i></p> <p>Complete the sheet below.</p>	
10:20am - 10:40am	<p><i>Break</i></p>	<p><i>Break</i></p>	<p><i>Break</i></p>	<p><i>Break</i></p>	<p><i>Break</i></p>	




Year 1 – Online Daily Activities Week Commencing 8th March




<p>10.45am - 11.15am</p> <p>read</p>  <p>write</p> 	<p style="text-align: center;">English</p> <p style="text-align: center;"> write</p> <p>L.O. To answer questions about a story.</p> <p>You will be reading the story 'Where the wild things are'.</p> <p>https://www.youtube.com/watch?v=ALmNPxNehYE</p> <p>Tricky: What happens to Max in the story?</p> <p>How does the story end?</p> <p>Trickier: Where does Max go in the story?</p> <p>What do you think Max thinks about the wild things?</p> <p>Trickiest: How could you change the end of the story?</p> <p>Can you retell the story?</p>	<p style="text-align: center;">English</p> <p style="text-align: center;"> write</p> <p>L.O. To begin to use connectives in sentences.</p> <p>Listen to Where the wild things are again: https://www.youtube.com/watch?v=ALmNPxNehYE</p> <p>Can you use the connectives 'and' 'but' and 'so' to write sentences.</p> <p>Tricky: Can you explain to an adult what happened in the story using the connectives 'and' 'but' and 'so'?</p> <p>Trickier: Write down a sentence about your favourite part of the story using a connective.</p> <p>Trickiest: Write down as much as you can think of about your favourite part of the story using connectives.</p>	<p style="text-align: center;">English</p> <p style="text-align: center;"> write</p> <p>L.O. To edit sentences.</p> <p>Listen to Where the wild things are again: https://www.youtube.com/watch?v=ALmNPxNehYE</p> <p>Remember what 3 things you need when writing a sentence.</p> <p>Tricky: max was in his bedroom</p> <p>maxwas wild</p> <p>Trickier: the wild things mademax their king</p> <p>max couldsmell something delicious</p> <p>Trickiest: thewild rumpus began</p> <p>somethingsmelled delicious so max hadto leave</p>	<p style="text-align: center;">English</p> <p style="text-align: center;"> write</p> <p>L.O. To write a diary entry.</p> <p>Listen to Where the wild things are again: https://www.youtube.com/watch?v=ALmNPxNehYE</p> <p>Can you use pronouns and connectives to write a diary entry pretending you are Max when you first arrive at 'where the wild things are'.</p> <p>Imagine you are Max!</p> <p>Tricky: Explain how Max would be feeling if he was to write a diary entry on the day he landed at where the wild things are.</p> <p>Trickier: Write down 2 sentences of a diary entry of how Max would be feeling when he first arrived at where the wild things are.</p> <p>Trickiest: With as much detail as possible, using connectives, write a diary entry as if you are Max all about his first day where the wild things are.</p>	<p style="text-align: center;">English</p> <p style="text-align: center;"> write</p> <p>L.O. To write a diary entry.</p> <p>Listen to Where the wild things are again: https://www.youtube.com/watch?v=ALmNPxNehYE</p> <p>Can you use pronouns and connectives to write a diary entry as if you were one of the wild things. How do you feel at the beginning of the story when Max arrives?</p> <p>Imagine you are a wild thing!</p> <p>Tricky: Explain how you would be feeling if you were to write a diary entry on the day Max landed on your Island.</p> <p>Trickier: Write down 2 sentences of a diary entry of how you would be feeling when Max first arrived on your island.</p> <p>Trickiest: With as much detail as possible, using</p>
---	--	---	--	--	---



Year 1 – Online Daily Activities
Week Commencing 8th March







					connectives, write a diary entry as if you were a wild thing all about Max's first day on your island.	
11:15am - 11:45am 	<i>Independent English work</i> Complete the tasks set in your English lesson – choose your level of challenge!	<i>Independent English work</i> Complete the tasks set in your English lesson – choose your level of challenge!	<i>Independent English work</i> Complete the tasks set in your English lesson – choose your level of challenge!	<i>Independent English work</i> Complete the tasks set in your English lesson – choose your level of challenge!	<i>Independent English work</i> Complete the tasks set in your English lesson – choose your level of challenge!	
11:45am - 12:30pm	<i>Lunch</i>	<i>Lunch</i>	<i>Lunch</i>	<i>Lunch</i>	<i>Lunch</i>	



Year 1 – Online Daily Activities Week Commencing 8th March



<p>12:30pm -1:00pm</p> <p>Phonics</p> 	<p style="text-align: center;">Phonics <i>School website</i></p> <p>Your teacher has directed you as to which lesson you will need to listen to for your speed sounds today.</p> <p>http://www.st-marymagdalens.durham.sc.h.uk/?s=phonics</p>	<p style="text-align: center;">Phonics <i>School website</i></p> <p>Your teacher has directed you as to which lesson you will need to listen to for your speed sounds today.</p> <p>http://www.st-marymagdalens.durham.sc.h.uk/?s=phonics</p>	<p style="text-align: center;">Phonics <i>School website</i></p> <p>Your teacher has directed you as to which lesson you will need to listen to for your speed sounds today.</p> <p>http://www.st-marymagdalens.durham.sc.h.uk/?s=phonics</p>	<p style="text-align: center;">Phonics <i>School website</i></p> <p>Your teacher has directed you as to which lesson you will need to listen to for your speed sounds today.</p> <p>http://www.st-marymagdalens.durham.sc.h.uk/?s=phonics</p>	<p style="text-align: center;">Phonics <i>School website</i></p> <p>Your teacher has directed you as to which lesson you will need to listen to for your speed sounds today.</p> <p>http://www.st-marymagdalens.durham.sc.h.uk/?s=phonics</p>	
<p>1:00pm -1:45pm</p> <p>Curriculum</p> 	<p style="text-align: center;">RE</p> <p><u>L.O. To write a prayer.</u> LF4</p> <p>We have many things to be thankful for. Before we have a meal, we try to remember to thank God for our food. At the Mass, the greatest meal for the parish family, we have a special prayer of thanksgiving, which we call the Eucharistic prayer. The word Eucharist actually means thanksgiving. See the attached Eucharistic Prayer for children.</p>	<p style="text-align: center;">Geography</p> <p><u>L.O: What is special about my United Kingdom?</u></p> <p>Use globe and google maps to look at the UK. Identify the 4 countries. Discuss key words: hills, rivers, valleys, coasts, towns, cities, lakes. Explain we are going to look for areas with most hills. Use atlases to work like Geographers. Allow chn time to explore atlases and record with photographs.</p>	<p style="text-align: center;">Art</p> <p><u>L.O. To make a Mothers Day Card</u></p> <p>This week in Art we will be making a Mothers Day Card. This could be for your mam, gran, nana or auntie. Why not try and make more than one?</p> <p>You will need:</p> <p>Different Coloured</p> <p>Paint for your flowers</p> <p>Green Paint</p> <p>Paper</p> <p>Ribbon</p>	<p style="text-align: center;">Science</p> <p><u>LO- To know how different animals are suited to their habitats</u></p> <p>Today we are going to look at one animal in particular – the polar bear. Use the attached factsheet or do your own research. Polar bears live in extremely cold climates, a climate that you or I could not survive in. Your task today is to find out information about polar bears and understand how they are suited to their freezing cold habitat.</p> <p>Tricky – Draw a picture of a polar bear. Label it. Write a sentence to show how a polar bear is suited it its habitat.</p>	<p style="text-align: center;">Computing</p> <p><u>LO- To create simples codes</u></p> <p>Login to PurpleMash and search 'zcode' in the search bar.</p> <div style="text-align: center;">  <p>2Code</p> </div> <p>Complete the task – Bubbles. Use the hints and video tutorial to help.</p> <div style="text-align: center;">  <p>Bubbles</p> </div>	



Year 1 – Online Daily Activities
Week Commencing 8th March






	<p>Task – Write your own prayer of thanks to God. Use the words 'We thank you for...' 'We praise you for...'</p>	<p>TASK Using blank UK maps, label the 4 countries. Add North. Use atlases to name the surrounding seas and Ocean (English Channel, Irish Sea, North Sea, Atlantic Ocean). Locate Grampians, Pennines, Cambrian Mountains, Mourne Mountains. In atlases can we find the Thames and the Severn? The Wear?</p> <p><u>Extension activity</u> Draw and label rivers on their maps. Are there any other physical features they could label?</p> <p>Where are the most hilly areas of the UK?</p> <p>Where is it flatter?</p>	<p>Glue See attached sheet.</p> <p><i>Music</i></p> <p><u>L.O. To move to a beat</u></p> <p>Play one of your favourite songs or pieces of music and move to the beat of the music. Can you move like different animals e.g. elephant or kangaroo? Ask your parents to play one of their favourite pieces of music and repeat moving to the music by choosing different animals. Get your adult to join in with you.</p>	<p>Trickier – Draw a poster of a polar bear with different ways it is suited to its habitat.</p> <p>Trickiest – Design an information leaflet explaining why polar bears can survive in their habitat.</p>		
--	--	--	--	--	--	--



Year 1 – Online Daily Activities Week Commencing 8th March



1:00pm -2:00pm	<i>Break</i>	<i>Break</i>	<i>Break</i>	<i>Break</i>	<i>Break</i>	
2:00pm -2:30pm <i>Curriculum</i> 	<i>Independent RE work</i> Continue with RE task.	<i>Independent Art/Music work</i> Continue with Art task.	<i>Independent History work</i> Continue with History task.	<i>Independent Science work</i> Continue with Science task.	<i>Independent Computing work</i> Continue with the Computing task.	
2:30pm -3:00pm 	<i>Story Time</i> <i>Cbeebies Storytime app</i> Download the Storytime app for free: https://www.bbc.co.uk/cbeebies/apps/cbeebies-storytime-app Listen to, or read a new story by yourself today.	<i>Story Time</i> <i>Cbeebies Storytime app</i> Download the Storytime app for free: https://www.bbc.co.uk/cbeebies/apps/cbeebies-storytime-app Listen to, or read a new story by yourself today.	<i>Story Time</i> <i>Cbeebies Storytime app</i> Download the Storytime app for free: https://www.bbc.co.uk/cbeebies/apps/cbeebies-storytime-app Listen to, or read a new story by yourself today.	<i>Story Time</i> <i>Cbeebies Storytime app</i> Download the Storytime app for free: https://www.bbc.co.uk/cbeebies/apps/cbeebies-storytime-app Listen to, or read a new story by yourself today.	<i>Story Time</i> <i>Cbeebies Storytime app</i> Download the Storytime app for free: https://www.bbc.co.uk/cbeebies/apps/cbeebies-storytime-app Listen to, or read a new story by yourself today.	
<i>Spiritual</i>  <i>Find a quiet time to reflect and pray.</i>	<i>Daily Prayers</i> https://www.tentenresources.co.uk/prayers-for-home/456-07549743872355-43/ Use the link above to access our daily prayers.	<i>Daily Prayers</i> https://www.tentenresources.co.uk/prayers-for-home/456-07549743872355-43/ Use the link above to access our daily prayers.	<i>Daily Prayers</i> https://www.tentenresources.co.uk/prayers-for-home/456-07549743872355-43/ Use the link above to access our daily prayers.	<i>Daily Prayers</i> https://www.tentenresources.co.uk/prayers-for-home/456-07549743872355-43/ Use the link above to access our daily prayers.	<i>Daily Prayers</i> https://www.tentenresources.co.uk/prayers-for-home/456-07549743872355-43/ Use the link above to access our daily prayers.	




Year 1 – Online Daily Activities Week Commencing 8th March



	<p><u>School Website:</u> Further resources under the 'spiritual Learning' tab.</p>	<p>Use the link above to access our daily prayers.</p> <p><u>School Website:</u> Further resources under the 'spiritual Learning' tab.</p>	<p><u>School Website:</u> Further resources under the 'spiritual Learning' tab.</p>	<p><u>School Website:</u> Further resources under the 'spiritual Learning' tab.</p>	<p>Use the link above to access our daily prayers.</p> <p><u>School Website:</u> Further resources under the 'spiritual Learning' tab.</p>	
<p>Wellbeing</p> <p>Your daily activity</p>	<p>Can you design your own ball game? What is it called? What do you have to do? How do you score/win? Can you include pictures and instructions?</p>	<p>Follow the attached step by step guide to draw your own elephant.</p>	<p>Go for a walk with a grown-up. Can you spot any signs of Spring?</p>	<p>Why not do something nice for someone at home? Get Mam a biscuit or clean Dad's car...you'll feel better and you'll make their day!</p>	<p>Take some quiet time and enjoy one of your favourite stories. You could read it to yourself or ask someone to read it to you. Can you design a new front cover for your favourite book?</p>	
<p>Physical Activity</p>	<p>The physical challenge. How many times can you pass a ball around your waist in 60 seconds? If you drop the ball you need to pick it up quickly and carry on. Can you improve your score?</p>	<p>Fast Feet How many times can you dribble around a marker and back in 60 seconds? Can you improve your score?</p>	<p>Obstacle course How many obstacles can you run round or jump over in 60 seconds? Can you improve your score?</p>	<p>Bunny Jumps How many bunny jumps can you complete in 60 seconds? Can you improve your score?</p>	<p>Catch and clap How many times can you throw a ball up, clap and catch it in 60 seconds? Can you improve your score?</p>	



*Year 1 – Online Daily Activities
Week Commencing 8th March*



--	--	--	--	--	--	--



Year 1 – Online Daily Activities
Week Commencing 8th March

Numbers to 50

Numbers to 50

5a. Each pot holds 10 pencils.



How many pencils are there altogether?



VF

5b. Each bag holds 10 marbles.




How many marbles are there altogether?



VF

6a. Circle the number shown below.




25

45

37

VF

6b. Circle the number shown below.



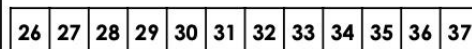
36

27

45

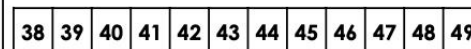
VF

7a. Count backwards using the number track. What number will you say after 30?



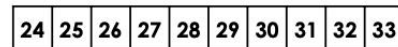
VF

7b. Count forwards using the number track. What number will you say after 41?



VF

8a. Abi is counting forwards from 28.



She says,



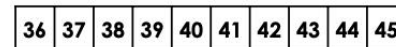
28, 29, 30, 31...

What number will she say next?



VF

8b. Ben is counting backwards from 41.



He says,



41, 40, 39, 38...

What number will he say next?



VF




Year 1 – Online Daily Activities
Week Commencing 8th March

Represent Numbers to 50

Represent Numbers to 50

4a. Which is the odd one out?



Explain why.



R

4b. Which is the odd one out?



Explain why.



R

5a. Lily is representing the same number in different ways.



What number has Lily made?



PS

5b. Joe is representing the same number in different ways.



What number has Joe made?



PS

6a. Tom is representing a 2-digit number.



He says,



I have made the number 42 in two different ways.

Do you agree? Explain your answer.



R

6b. Mia is representing a 2-digit number.



She says,



I have made the number 26 in two different ways.

Do you agree? Explain your answer.



R




Year 1 – Online Daily Activities
Week Commencing 8th March

Tens and Ones

Tens and Ones

5a. Complete the sentence below.

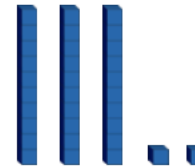


There are tens and ones.



VF

5b. Complete the sentence below.

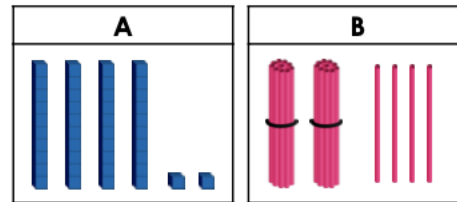


There are tens and ones.



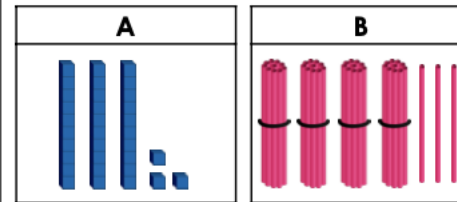
VF

6a. Which representation below shows the number twenty-four?



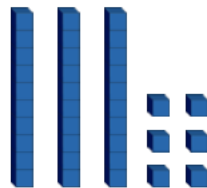
VF

6b. Which representation below shows the number forty-three?



VF

7a. What number is shown below?



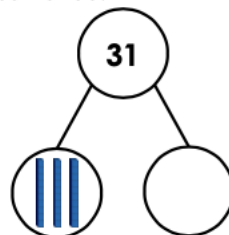
VF

7b. What number is shown below?



VF

8a. Complete the part-whole model and finish the sentence.

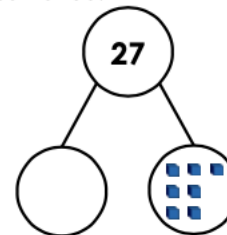


= tens + one



VF

8b. Complete the part-whole model and finish the sentence.



= tens + ones



VF



Year 1 – Online Daily Activities
Week Commencing 8th March
Count in 2s **Count in 2s**

5a. Count the wellies in 2s.



How many wellies are there in total?



VF

5b. Count the bananas in 2s.



How many bananas are there in total?



VF

6a. Which number completes the number track?

20	22	24	26		30	32	34	36	38
----	----	----	----	--	----	----	----	----	----

- 31
- 28
- 44
- 15



VF

6b. Which number completes the number track?

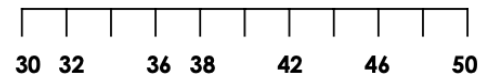
46	44	42	40	38	36		32	30	28
----	----	----	----	----	----	--	----	----	----

- 27
- 33
- 45
- 34



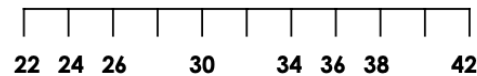
VF

7a. Complete the number line by counting in 2s.



VF

7b. Complete the number line by counting in 2s.



VF

8a. Complete the sequences by counting in 2s.

- A. 10, 12, 14, __, 18
- B. 22, __, 26, __, 30
- C. 40, __, 44, 46, __
- D. 36, 34, 32, __, __



VF

8b. Complete the sequences by counting in 2s.

- A. 24, __, 20, __, 16
- B. 34, __, 38, __, 42
- C. 42, __, 46, 48, __
- D. 24, __, 28, __, 32



VF




Year 1 – Online Daily Activities
Week Commencing 8th March

Count in 5s

Count in 5s

5a. Count in 5s and complete the sentence below.



The value of the dice is .



VF

5b. Count in 5s and complete the sentence below.

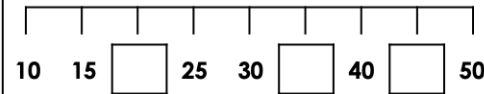


The value of the dominoes is .



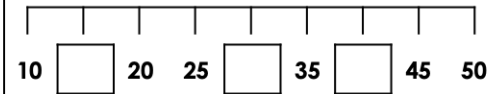
VF

6a. Fill in the missing numbers on the number line.



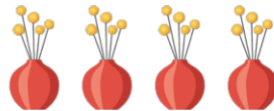
VF

6b. Fill in the missing numbers on the number line.



VF

7a. Lola has put flowers into vases.



There are flowers in each vase.

There are vases.

There are flowers altogether.



VF

7b. Tom has put marbles into bags.



There are marbles in each bag.

There are bags.

There are marbles altogether.



VF

8a. Circle the mistakes in the sequences below.

A. 25 30 36 40 45

B. 20 25 34 35 40



VF

8b. Circle the mistakes in the sequences below.

A. 5 10 15 22 25

B. 30 35 40 41 50



VF



*Year 1 – Online Daily Activities
Week Commencing 8th March*



Eucharistic Prayer for children

God our Father,
you have brought us here together
so that we can give you thanks and praise
for all the wonderful things you have done.
We thank you for all that is beautiful in the world
and for the happiness you have given us.
We praise you for daylight
and for your Word which lights up our minds.
We praise you for the earth,
and all the people who live on it,
and for our life which comes from you.
We know that you are good.
You love us and do great things for us.
So, we all sing (say) together:
*Holy, Holy, Holy Lord, God of hosts,
heaven and earth are full of your glory.
Hosanna in the highest.*



Year 1 – Online Daily Activities Week Commencing 8th March



- Polar bears live in the Arctic.
- Polar bears have black skin and although their fur appears white, it is actually transparent.
- It is the largest carnivore (meat eater) that lives on land.
- Polar bears use sea ice as a platform to hunt seals.
- Seals make up most of a polar bears diet.
- Male polar bears can weigh up to 680 kg (1500 lb).
- Female polar bears usually only weigh about half as much as males.
- Polar bears spend most of their time at sea.
- Scientists estimate that there are around 20000 polar bears.
- Polar bears have 42 teeth.
- The scientific name for the polar bear is 'ursus maritimus'.
- Polar bears keep warm thanks to nearly 10 cm of blubber under the skin.
- Polar bears have an excellent sense of smell, with the ability to detect seals nearly a mile away (1.6 km).
- Polar bears can reach speeds up to 40 kph (25 mph) on land and 10 kph (6 mph) in water.
- The polar bear was the mascot for the 1988 Winter Olympics in Calgary, Canada.





*Year 1 – Online Daily Activities
Week Commencing 8th March*





*Year 1 – Online Daily Activities
Week Commencing 8th March*



Year 1 – Online Daily Activities Week Commencing 8th March

1. Paint your hand with one of your flower colours and gently press your hand onto the top of your paper.



2. Repeat 2 or 3 times, overlapping your handprints a little. You could try both hands to try different colours. Don't forget to wash your hands!



3. Paint some long green lines onto the bottom of each handprint to be the stems of your flowers, and leave to dry.



4. Next, dip your finger into some orange or yellow paint and create some finger prints in the middle of each flower print and leave it to dry again.



5. Once your paint is dry you can add a ribbon to your bouquet. Ask an adult to help you tie a bow into the ribbon and then stick it onto the stems of your flowers.



6. Once your flowers are dry write a message on your card to show who your handprint bouquet is for.

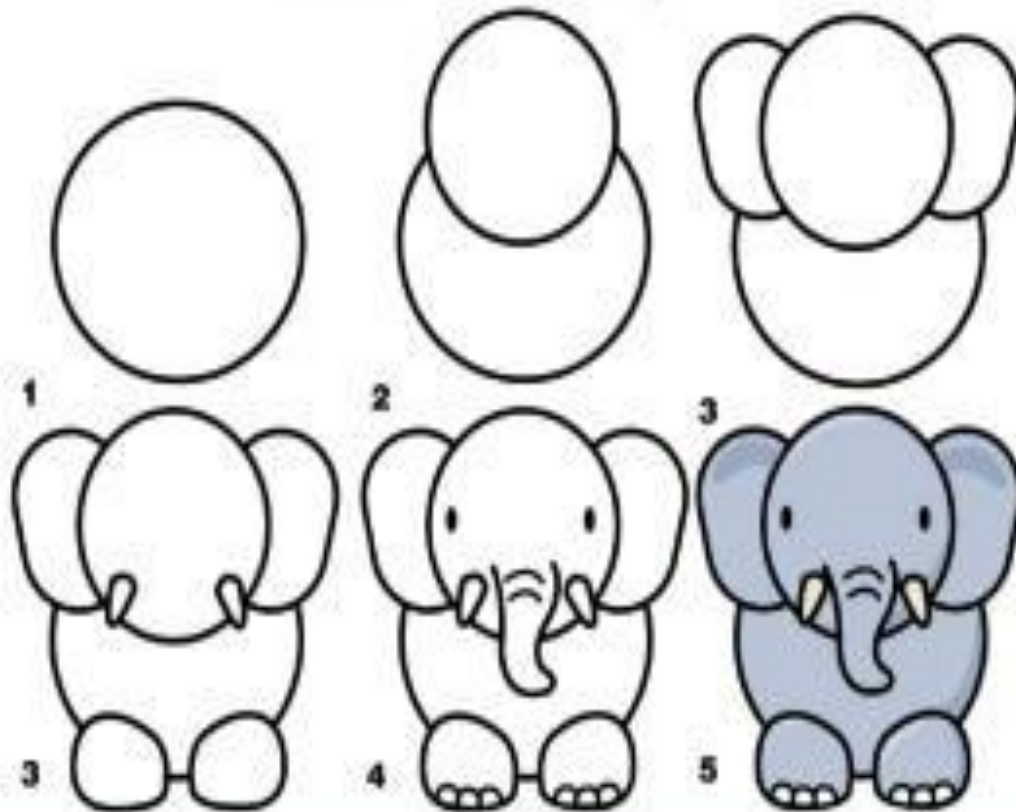
Most of all have great fun making your handprints and giving your card to your family.



Year 1 – Online Daily Activities
Week Commencing 8th March



Learn to Draw an Elephant



Learn to draw with www.ActivityVillage.co.uk - Keeping Kids Busy