




Any issues please contact class teachers through [Evidence Me](#). Please send through all work via Evidence Me for your teacher to feedback on.

EYFS - Online Daily Activities Week Commencing 8th March 2021




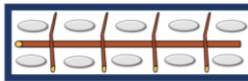
Activity	Monday	Tuesday	Wednesday	Thursday	Friday	
Phonics and Literacy 	<p><u>Literacy:</u></p> <p>This week our story of the week is Rapunzel. Do you have a version of this story at home? If not, you can watch it on Youtube here:</p> <p>https://www.youtube.com/watch?v=Xd97k149tvo</p> <p><u>Phonics – available on school website:</u></p> <p>Group 1 – x</p> <p>Group 2 – x</p> <p>Group 3 – x</p> <p>Group 4 - ay</p>	<p><u>Literacy:</u></p> <p>Today I would like you to look through your green sound book. Make a note of any you found tricky to recognise and then try really hard to practice these.</p> <p><u>Phonics – available on school website:</u></p> <p>Group 1 – ng</p> <p>Group 2 – ng</p> <p>Group 3 – ng</p> <p>Group 4 - ay</p>	<p><u>Literacy:</u></p> <p>Play ‘Speedy Sounds’ with a grown-up. Ask your grown-up to say sounds from your green book for you to write down. Could you write them without looking? Was your formation correct? If not, have a good practice.</p> <p><u>Phonics – available on school website:</u></p> <p>Group 1 – nk</p> <p>Group 2 – nk</p> <p>Group 3 – nk</p> <p>Group 4 - ee</p>	<p><u>Literacy:</u></p> <p>Look at the red words we have covered so far. Can you read them all? If you can’t, choose 2 to really practice today. If you could, choose 2 that you cannot write without looking at the word. Practice those until you can.</p> <p><u>Phonics – available on school website:</u></p> <p>Group 1 – th</p> <p>Group 2 – th</p> <p>Group 3 – th</p> <p>Group 4 - ee</p>	<p><u>Literacy:</u></p> <p><u>Task for Group 1 & 2:</u></p> <p>Can you write the sounds we have learnt this week correctly and from memory? Can you use your sounds to read these words: box, fox, sing, song, thing, long, pink, think, rink, this, that, then? Could you write them?</p> <p><u>Task for Group 3:</u></p> <p>Can you write the sounds we have learnt this week correctly and from memory? Can you use your sounds to read these words: box, fox, sing, song, thing, long, pink, think, rink, this, that, then? Can you write them if a grown-up says the words to you?</p> <p><u>Task for Group 4:</u></p> <p>Can you write the sounds we have learnt this week correctly and from memory? Can you use your sounds to read these words: play, day pay, say, way, seed, feel, see, been, freed.? Can you write them</p>	<p><u>Useful Websites</u></p> <p><u>Literacy and phonics:</u></p> <p>Oxford Owl</p> <p>Phonics Play</p> <p>Teach Your Monster to Read</p> <p><u>Maths:</u></p> <p>White Rose Maths</p> <p><u>Parent help:</u></p> <p>Parent Support for Evidence Me</p>



Any issues please contact class teachers through [Evidence Me](#). Please send through all work via Evidence Me for your teacher to feedback on.

EYFS - Online Daily Activities Week Commencing 8th March 2021








					if a grown-up says the words to you?
<p>Maths</p> 	<p><u>Listen to:</u></p> <p>Cockatoos – Quentin Blake</p> <p>https://www.youtube.com/watch?v=i6UGlCkZTKk</p> <p><u>L.O – To count backwards from 10.</u></p> <p><u>Task:</u></p> <p>Sing 10 in the bed. Use 10 toys to act out the rhyme as you sing.</p> <p>CHALLENGE:</p> <p>Order the numerals from 10 counting backwards to 1.</p>	<p><u>Listen to:</u></p> <p>Mr Magnolia – Quentin Blake</p> <p>https://www.youtube.com/watch?v=Dn-8n6ld480</p> <p><u>L.O – To compare numbers within 10.</u></p> <p><u>Task:</u></p> <p>Grab a handful of small objects. How many do you have? Ask a grown up to grab a handful too. If your grown-up has more than you, how many could they have? If your grown-up has fewer than you, how many could they have?</p> <p>CHALLENGE:</p> <p>Use a number track to 10 to talk about which numbers are smaller and which are greater.</p>	<p><u>Listen to:</u></p> <p>Ten Black Dots – Donald Crews</p> <p>https://www.youtube.com/watch?v=uPJEqUB2CxA</p> <p><u>L.O – To compare numbers within 10.</u></p> <p><u>Task:</u></p> <p>Roll a dice. What number have you landed on? This will go in the middle of your frame (in resources). For example, if you land on 4, the number 4 will go in the middle group. Then sort your dominoes into:</p> <ul style="list-style-type: none"> • dominoes that show 4 • dominoes that have fewer than 4 spots • dominoes that have more than 4 spots <p>CHALLENGE:</p> <p>Can you say the number that is one more or one less than the number you rolled?</p>	<p><u>Listen to:</u></p> <p>Engines Engines - Lisa Bruce and Stephen Waterhouse</p> <p>https://www.youtube.com/watch?v=z8DqMf1MHJc</p> <p><u>L.O – To match numerals to amounts.</u></p> <p><u>Task:</u></p> <p>Place the numerals 1-10 around the room. Using the 10s frame card (in resources), Turn over one card. What number is shown on the ten frame? How many more counters would you need to make 10? Go and find that numeral as quickly as you can.</p> <p>CHALLENGE:</p> <p>Can you make your own ten frame cards?</p>	<p><u>Listen to:</u></p> <p>The Napping House – Audrey Wood and Don Wood</p> <p>https://www.youtube.com/watch?v=pG6UjTynNr8</p> <p><u>L.O – To make 10.</u></p> <p><u>Task:</u></p> <p>Ask a helper to hide 10 objects. Make a giant ten frame on the floor. You could use sticks, masking tape or even chalk outside.</p>  <p>Go on a hunt to find the objects. As you find the objects, put them in your ten frame. How many have you found so far? How many more do you need to find?</p> <p>CHALLENGE:</p> <p>Can you write number sentences to match how many objects you have in your 10s frame?</p>



Any issues please contact class teachers through [Evidence Me](#). Please send through all work via Evidence Me for your teacher to feedback on.

EYFS - Online Daily Activities Week Commencing 8th March 2021



<p>Today's Task</p>	<p><u>Homework Task:</u></p> <p>This afternoon could you choose a task from our homework menu. It is available on the school website.</p>	<p><u>Book & Story Task:</u></p> <p>This afternoon, could you design a front cover for a favourite story book?</p>	<p><u>Craft & Baking Afternoon:</u></p> <p>Could you design a tower for Rapunzel? You could use junk material, lego, blocks, anything you want!</p>	<p><u>Dough Disco</u></p> <p>Follow this link to exercise your fingers and get moving to our dough disco video: https://www.youtube.com/watch?v=3K-CQrjI0uY</p>	<p><u>P.E/Outdoor exercise Task:</u></p> <p>Today we will warm up with this Little Yoga Stars Rapunzel yoga since it has been our story of the week! https://www.youtube.com/watch?v=MZUw2M4DuA4</p>	
<p>Story time</p>	<p>Tiddler https://www.youtube.com/watch?v=ahLymmrBpHQ</p> 	<p>Duck in The Truck https://www.youtube.com/watch?v=m2pN3fI6eGI</p> 	<p>Handa's Hen https://www.youtube.com/watch?v=-9FZqX1CBqE</p> 	<p>Rainbow Fish https://www.youtube.com/watch?v=r9mryuEkkKc</p> 	<p>Oi Frog https://www.youtube.com/watch?v=NQjI5gVJ3fQ</p> 	



Any issues please contact class teachers through [Evidence Me](#). Please send through all work via Evidence Me for your teacher to feedback on.

EYFS - Online Daily Activities Week Commencing 8th March 2021



Lesson Resources

Wednesday Resources



fewer	4 	more
-------	-------	------

fewer		more



Any issues please contact class teachers through [Evidence Me](#). Please send through all work via Evidence Me for your teacher to feedback on.

EYFS - Online Daily Activities

Week Commencing 8th March 2021



Thursday Resources

<table border="1"><tr><td>●</td><td>●</td><td>●</td><td>●</td><td>●</td></tr><tr><td></td><td></td><td></td><td></td><td></td></tr></table>	●	●	●	●	●						<table border="1"><tr><td>●</td><td>●</td><td>●</td><td></td><td></td></tr><tr><td></td><td></td><td></td><td></td><td></td></tr></table>	●	●	●								<table border="1"><tr><td>●</td><td>●</td><td>●</td><td>●</td><td>●</td></tr><tr><td>●</td><td>●</td><td></td><td></td><td></td></tr></table>	●	●	●	●	●	●	●				<table border="1"><tr><td>●</td><td>●</td><td></td><td></td><td></td></tr><tr><td></td><td></td><td></td><td></td><td></td></tr></table>	●	●									<table border="1"><tr><td>●</td><td></td><td></td><td></td><td></td></tr><tr><td></td><td></td><td></td><td></td><td></td></tr></table>	●									
●	●	●	●	●																																																		
●	●	●																																																				
●	●	●	●	●																																																		
●	●																																																					
●	●																																																					
●																																																						
<table border="1"><tr><td></td><td></td><td></td><td></td><td></td></tr><tr><td></td><td></td><td></td><td></td><td></td></tr></table>											<table border="1"><tr><td>●</td><td>●</td><td>●</td><td>●</td><td>●</td></tr><tr><td>●</td><td>●</td><td>●</td><td>●</td><td></td></tr></table>	●	●	●	●	●	●	●	●	●		<table border="1"><tr><td>●</td><td>●</td><td>●</td><td>●</td><td></td></tr><tr><td></td><td></td><td></td><td></td><td></td></tr></table>	●	●	●	●							<table border="1"><tr><td>●</td><td>●</td><td>●</td><td>●</td><td>●</td></tr><tr><td>●</td><td>●</td><td>●</td><td></td><td></td></tr></table>	●	●	●	●	●	●	●	●			<table border="1"><tr><td>●</td><td>●</td><td>●</td><td>●</td><td>●</td></tr><tr><td>●</td><td></td><td></td><td></td><td></td></tr></table>	●	●	●	●	●	●				
●	●	●	●	●																																																		
●	●	●	●																																																			
●	●	●	●																																																			
●	●	●	●	●																																																		
●	●	●																																																				
●	●	●	●	●																																																		
●																																																						