



Year Group email:
Smm2020y3@durhamlearning.net
 Please email any work you would like your teacher to mark and feedback on.














Year3 – Online Daily Activities

Week Commencing 14th September 2020



Activity	Monday	Tuesday	Wednesday	Thursday	Friday	Resource Links
 Maths	L.O. 100s, 105, 15 Watch the video: https://vimeo.com/454674396 Complete the sheet below.	L.O. 100s, 105, 15 Watch the video: https://vimeo.com/454674658 Complete the sheet below.	L.O. Number line to 100 Watch the video: https://vimeo.com/454674852 Complete the sheet below.	L.O. Number line to 1000 Watch the video: https://vimeo.com/454675110 Complete the sheet below.	L.O. Find 1, 10, 100 more or less Watch the video: https://vimeo.com/454675288 Complete activities on BBC bitesize - https://www.bbc.co.uk/bitesize/articles/z7kw4xS	www.mymaths.co.uk Maths shed BBC bitesize TT Rockstars www.whiterosemaths.com https://www.bbc.co.uk/teach/supermovers
 English 	Experience Day Use a safe search engine (e.g. Kiddle) to research dogs and puppies. Look at some images and videos. Create a word bank of dog-themed vocabulary e.g. wolf, bark, howl, yelp, wag, ears, fur etc. Imagine you are a dog, living alone on the street, with no home to go to. What would your view of the world be? If you were as small as a dog, what might you see? Handwriting practise: <i>lu lu lu</i> Spelling practise - Please practise spellings from last week ready for a test on Friday. See below	Plot Point 1: A crinkle cut chip on a cold night. This week we will be doing some writing based on the animated short film: Feast from Walt Disney Animation Studios. Please use the following link to access today's sentence stacking lesson. The lesson will go live at 10:30am but will be available throughout the day for you to watch and join in. https://www.youtube.com/channel/UCuaqzqgHBALPcb1nbjEFzO Handwriting practise: <i>ly ly ly</i>	Experience Day https://www.youtube.com/watch?v=glwMQYxm23U Watch this M&S advert. Think carefully about the language used to describe the food. Select some food from your own kitchen. Order the foods from most healthy to least healthy and then choose a favourite. Using the FANTASTICs, gather a bank of adjectives (smells, tastes, textures, colours, sounds etc.) to describe the food. Handwriting practise: <i>li li li</i>	Plot Point 2: Breakfast in a new bowl. Please access today's live sentence stacking lesson at: https://www.youtube.com/channel/UCuaqzqgHBALPcb1nbjEFzO Reading Comprehension Text: Demon Dentist by David Walliams L.O. To retrieve and infer answers to questions about chapter 3 Follow the link to complete the lesson. https://classroom.thenational.academy/lessons/to-answer-questions-on-the-text-part-3-ccrp2d Handwriting practise: <i>il il il</i> Spelling Don't forget to practise your weekly spellings. You can access these via spelling shed.	Plot Point 3: All change with a new house guest. Please access today's live sentence stacking lesson at: https://www.youtube.com/channel/UCuaqzqgHBALPcb1nbjEFzO Spelling Test – Ask your grown up to test you on your spellings from last week (See Monday). Handwriting practise: <i>uu uu</i> Spelling practise: See your new weekly spellings below. Remember to practise these ready for next Friday.	Access books to read - https://www.getepic.com/ Spelling Shed

Year3 – Online Daily Activities
Week Commencing 14th September 2020

	Monday	Tuesday	Wednesday	Thursday	Friday	
<p>RE</p> 	<p>Practice the Our Father. Task: Write it down and decorate it with religious symbols e.g. dove candle cross</p>	<p>Think about your family tree. Who is in your family tree? Task: Draw Jesus' family tree?</p>	<p>Read this week's Wednesday word Gospel. Task: Retell the scripture in your own words</p>	<p>Task: Write a prayer in response of this week's Wednesday word. Who could you pray for?</p>	<p>Explore CAFOD's interactive map through the link. Learn about where CAFOD helps people.</p>	
<p>Curriculum</p> 	<p>Science-Make a String telephone. Learn that there are many kinds of sound and that there are many ways of making sound. Understand that sound is made through vibrations from a source. http://www.bbc.co.uk/bitesize/topics/sci1/revision/2/22_4/23</p>	<p>History Explore the interaction world map showing the world 1 million years ago. How does the world look different to the world today?</p>	<p>Music Understand Pulse and Rhythm</p>	<p>MFL www.linguascope.com Username: marymags1 Password: time4langs When you have logged in click on 'French beginner'. Find 'Les Couleurs'. Go through the presentation and listen carefully to the colours in French. Complete some of the activities and games.</p>	<p>Art Prehistoric cave drawings Task: Draw a woolly mammoth</p> 	<p>http://www.wednesdayword.org/school/index.htm https://cafod.org.uk/Education/Kidz-Zone</p> <p>History- https://www.dailymail.co.uk/sciencetech/article-654641/interactive-map-lets-travel-time-planet-600-million-years-history.html</p> <p>Music: https://teachers.thenational.academy/lessons/understanding-pulse-and-rhythm-61qjt</p>
<p>Wellbeing</p> 	<p>Draw a self -portrait. Around your image write 5 things which make you special. Why don't you send the image to school?</p>					
<p>PE/Exercise</p> 	<p>STAR JUMPS Jump with your arms and legs out to make a star shape Jump back in to start position</p> <p>CHALLENGE To do 18 with the correct technique □ □ □</p> 	<p>FRONT BRIDGE Hands and feet only on the floor Lift up and hold body keeping back and arms straight</p> <p>CHALLENGE ▷ To hold for the count of 24 □ □ □</p> 	<p>STAR JUMPS Jump with your arms and legs out to make a star shape Jump back in to start position</p> <p>CHALLENGE To do 18 with the correct technique □ □ □</p> 	<p>FRONT BRIDGE Hands and feet only on the floor Lift up and hold body keeping back and arms straight</p> <p>CHALLENGE ▷ To hold for the count of 24 □ □ □</p> 	<p>PE with Joe</p> <p>https://www.youtube.com/watch?v=B DigyoBrHms</p>	

Year3 – Online Daily Activities

Week Commencing 14th September 2020

100s, 10s and 1s (1)



1 What numbers are represented?

a)

b)

c)

Hundreds	Tens	Ones

2 Make each number using base 10

- a) 426
- b) 150
- c) five hundred and thirty-two



3 Write each number in numerals.

- a) four hundred and sixty-nine
- b) three hundred and thirty-seven
- c) nine hundred and fifty
- d) eight hundred and three

4 Complete the sentences.

- a) 348 is equal to 3 hundreds, tens and ones.
- b) 673 is equal to hundreds, tens and ones.
- c) 792 is equal to hundreds, 9 _____ and 2 _____.
- d) 308 is equal to 3 _____ and 8 _____.
- e) is equal to 7 hundreds, 5 tens and 1 one.
- f) is equal to 8 hundreds and 2 ones.

7 a) Mo has 3 digit cards.



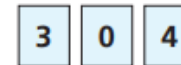
He makes a 3-digit number.

His number has 9 tens.

What numbers could Mo have made?

or

b) Aisha has some different digit cards.



Aisha makes a 3-digit number.

Write all the numbers that Aisha could make.

8 Ron is thinking of a number.



My number has an even number of tens. There are 2 more hundreds than there are ones. One of the digits is a 6

Circle the numbers that Ron could be thinking of.

- | | | |
|-----|-----|-----|
| 286 | 462 | 385 |
| 614 | 604 | 328 |

Year3 – Online Daily Activities

Week Commencing 14th September 2020

100s, 10s and 1s (2)

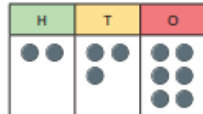
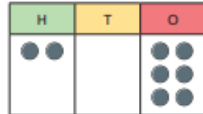
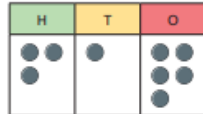
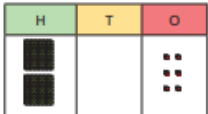


1 How many sweets are there?

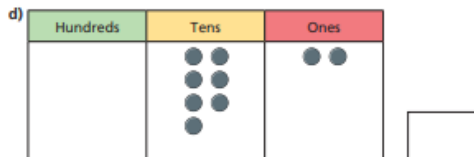

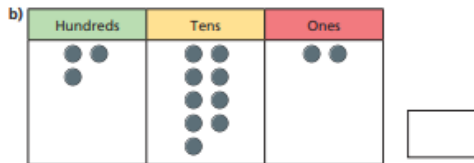
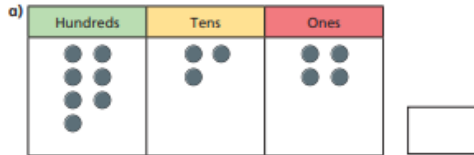


There are sweets.

2 Match the place value charts.



3 What numbers are represented?




6 Whitney is thinking of a number.


The number Whitney is thinking of is 538

Is this true or false?

Explain how you know.



7 Dani uses counters to make this number.



a) What number has Dani made?

b) Dani moves 2 of the counters.

Which of these numbers can she make?

Circle your answer.

- 233 613 800 215 224

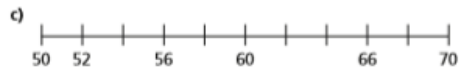
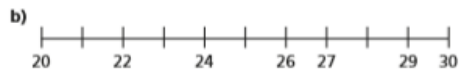
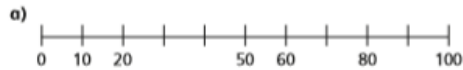
Year3 – Online Daily Activities

Week Commencing 14th September 2020

Number line to 100



1 Complete the number lines.



2



I think this number line goes up in 5s.

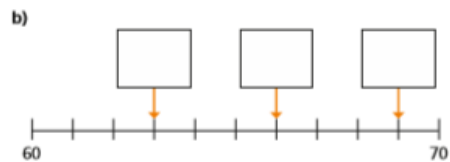
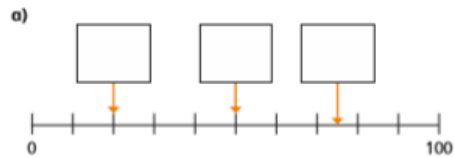
Ron



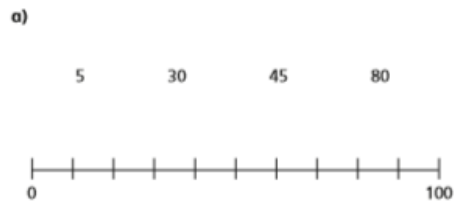
Show a partner that Ron is correct.



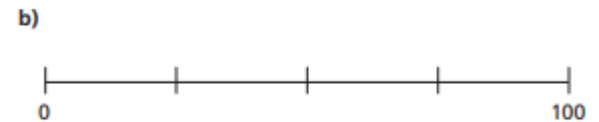
3 What numbers are the arrows pointing to?



4 Draw an arrow to show where each number belongs on the number line.



6 Complete the number lines.



7 Estimate where these numbers belong on the number line.

27 48 79



How did you do this? Talk about it with a partner.

Year3 - Online Daily Activities
 Week Commencing 14th September 2020

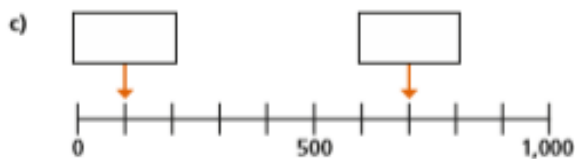
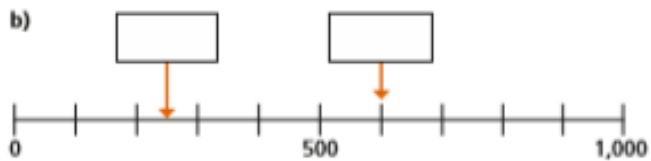
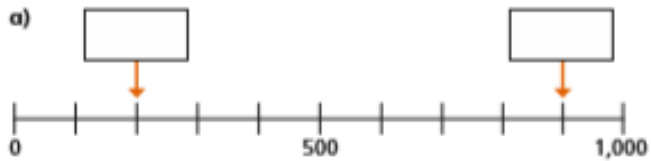


Number line to 1,000

1 Complete the number line.



2 What numbers are the arrows pointing to?



3 Write these numbers on the number line.

400 150 600 990

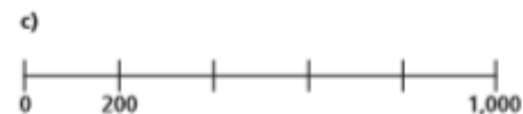
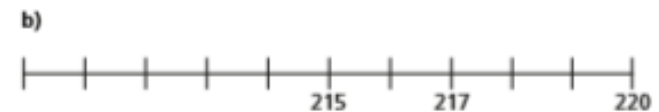
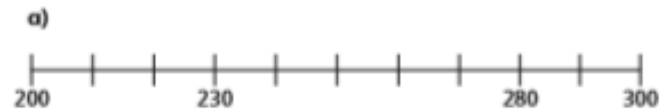


4 Here is a number line from 0 to 1,000



Label 500 and 750 on the number line.

5 Complete the number lines.



Year3 – Online Daily Activities
Week Commencing 14th September 2020

Monday 14th September – spellings to practise for Friday 18th.

The /ow/ sound spelled 'ou.' Found often in the middle of words, sometimes at the beginning and very rarely at the end of words.

Spellings	1 st Attempt	2 nd Attempt	3 rd Attempt	4 th Attempt	5 th Attempt
mouth					
around					
sprout					
sound					
spout					
ouch					
hound					
trout					
found					
proud					

